

Why

# ITI Large Cap Fund?

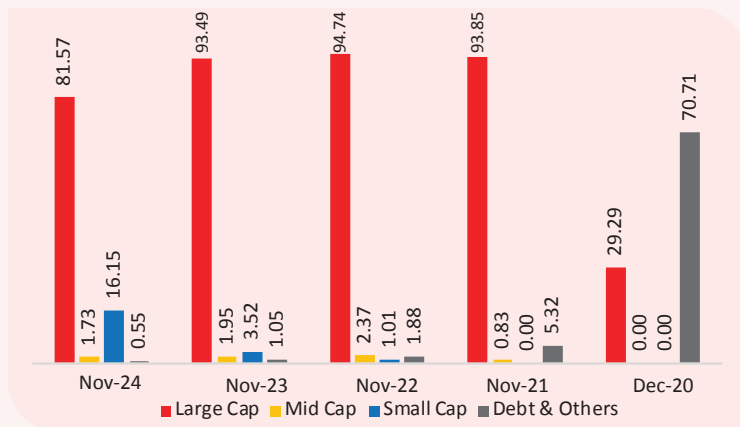
(An open ended equity scheme predominantly investing in large cap stocks)

Long-term wealth creators

ITI Large Cap Fund Completes  
(Date of Inception: 24-Dec-20)

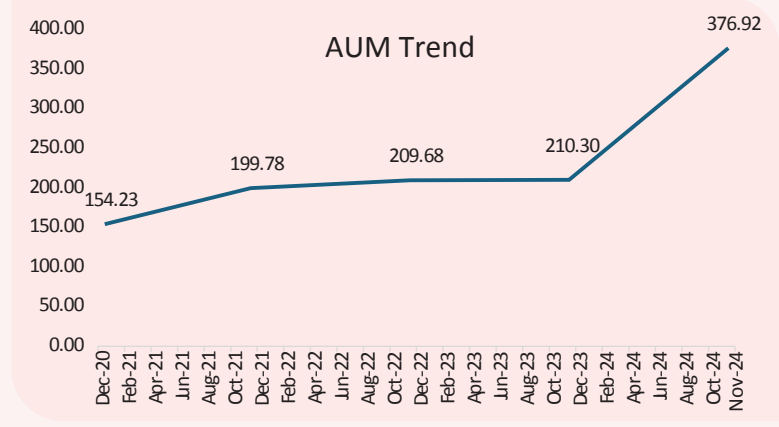


## MARKET CAP TREND (%)



Data as on 30th November 2024

## AUM GROWTH (In Rs Crs)



Data as on 30th November 2024

## TOP HOLDINGS TRENDS(%)

Holdings	Nov-24	Sep-24	Jun-24	Mar-24	Mar-24
HDFC Bank Ltd.	7.50%	7.37%	7.58%	5.84%	8.50%
Reliance Industries Ltd.	6.39%	5.29%	6.25%	7.30%	7.10%
ICICI Bank Ltd.	6.31%	6.29%	6.06%	5.19%	7.18%
Infosys Ltd.	5.87%	6.03%	5.54%	2.93%	3.60%
Larsen & Toubro Ltd.	3.57%	3.59%	3.34%	4.01%	4.08%
Axis Bank Ltd.	3.52%	3.62%	3.08%	-	2.76%
State Bank Of India	3.10%	2.97%	2.69%	-	4.36%
Bharti Airtel Ltd.	3.04%	3.25%	2.96%	2.56%	2.56%
Wockhardt Ltd.	2.52%	-	-	-	-
NTPC Ltd.	2.52%	3.12%	-	2.70%	2.99%

Data as on 30th November 2024

The stock(s)/sector(s) mentioned above do not constitute any recommendation and ITI Mutual Fund may or may not have any future position in this stock(s)/ sector(s). ITI Mutual Fund/ ITI Asset Management Limited is not guaranteeing or assuring any returns on investments in the above mentioned stocks (s)/ sector(s). To download the complete portfolio, please visit: <https://www.itiamc.com/> Portfolio will be managed as per stated Investment objective, investment strategy & asset allocation in the Scheme Information Document (SID) and is subject to the changes within provisions of SID of the Scheme.

## TOP SECTORIAL TRENDS (%)

Sectors	Nov-24	Sep-24	Jun-24	Mar-24	Dec-23
Financial Services	32.00%	30.82%	29.98%	27.76%	33.10%
Information Technology	10.22%	9.66%	11.45%	7.68%	9.76%
Oil, Gas & Consumable Fuels	8.44%	9.18%	9.73%	10.33%	9.00%
Automobile and Auto Components	6.78%	6.35%	6.48%	5.74%	5.62%
Construction	6.23%	5.93%	3.87%	5.61%	4.99%
Capital Goods	5.81%	5.85%	9.67%	5.99%	2.26%
Healthcare	5.17%	2.92%	1.41%	5.72%	4.85%
Fast Moving Consumer Goods	5.09%	5.60%	5.54%	4.47%	5.62%
Power	4.51%	4.18%	1.69%	3.84%	4.15%
Services	3.54%	2.74%	1.33%	1.38%	1.22%

Data as on 30th November 2024

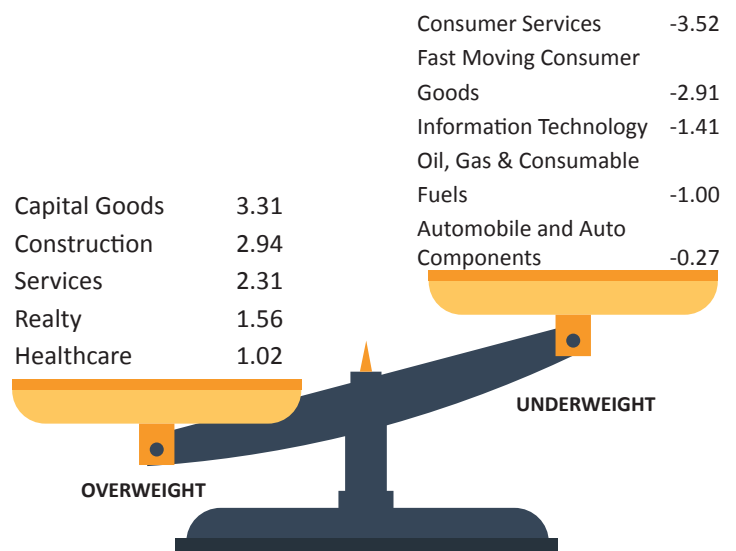
## Current Portfolio positioning

### PORTFOLIO STATS

No of Stocks	63
% of Top 10 Holding	44.33
% of Top 10 Sector	87.79
Standard Deviation	12.96
Beta	0.94
Sharpe Ratio	0.50
Average P/B	7.39
Average P/E	21.00
Portfolio Turnover Ratio	0.89

Data as on 30th November 2024

### TOP 5 SECTORS BY ACTIVE WEIGHT (%)



Data as on 30th November 2024

## FUND MANAGER NOTE ON CURRENT POSITIONING

ITI Large cap Fund looks to benefit from the growth potential of predominantly the top 100 companies as per market capitalisation. The fund has an active investment style and intends to invest in growth-oriented large capitalisation companies at a reasonable valuation. The fund seeks to generate long term capital appreciation by investing into stocks having good corporate governance, ability to withstand business cycles & having visibility of earnings.

The fund is sector agnostic, and the fund manager aims to find companies that exhibit strong earnings growth potential while at the same time avoiding those that are overpriced. The fund is currently overweight in sectors such as Capital Goods, Healthcare, Realty & Construction, while maintaining underweight positions in Information Technology, FMCG, Consumer Services, Auto & Auto Components, Oil & Gas. These sectoral positions evolve with changing market conditions and may change on account of a change in outlook for these sectors. With around 63 stocks, the portfolio emphasizes effective risk management and optimum diversification.

Note: Portfolio will be managed as per stated Investment objective, investment strategy & asset allocation in the Scheme Information Document (SID) and is subject to the changes within provisions of SID of the Scheme. The note is as on 30th November 2024

### Performance as compared to benchmark.

ITI Large Cap Fund						
Period	Fund Returns (%)	Benchmark Returns (%)	Additional Benchmark Returns (%)	Value of Investment of Rs.10,000		
				Fund (₹)	Benchmark (₹)	Additional Benchmark (₹)
<b>ITI Large Cap Fund - Regular - Growth</b>						
Last 1 Year	25.78%	25.34%	21.27%	12,578	12,534	12,127
Last 3 Year	13.30%	14.47%	13.76%	14,545	15,001	14,723
Since Inception	15.47%	17.55%	16.76%	17,611	18,889	18,396
<b>ITI Large Cap Fund - Direct - Growth</b>						
Last 1 Year	28.27%	25.34%	21.27%	12,827	12,534	12,127
Last 3 Year	15.63%	14.47%	13.76%	15,46	115,001	14,723
Since Inception	17.92%	17.55%	16.76%	19,128	18,889	18,396
<small>Past performance may or may not be sustained in future and is not a guarantee of any future returns, and should not be used as a basis of comparison with other investments. The performance data for 5 years period has not been provided, since scheme is in existence for less than 5 years. In case, the start / end date of the concerned period is a non-business date (NBD), the NAV of the previous date is considered for computation of returns. Different Plans i.e. Regular Plan and Direct Plan under the scheme have different expense structure. Benchmark: Nifty 100 TRI Additional Benchmark: Nifty 50 TRI. Fund Managers: Mr. Alok Ranjan (Managing Since 04-Nov-2024), Mr Rohan Korde (Managing Since 29-April-2022). Inception date of the scheme (24-Dec-20). Face Value per unit: Rs. 10. ITI Large Cap Fund NAV as on November 29, 2024: Rs. 17.6112 (Regular Growth Option), Rs. 19.1279 (Direct Growth Option)For performance of other schemes managed by the Fund Managers, refer attached link <a href="https://www.itiamc.com/digitalfactsheet/November2024/innerpages/Performance.html">https://www.itiamc.com/digitalfactsheet/November2024/innerpages/Performance.html</a></small>						

### WHO SHOULD INVEST



Investors looking to take exposure in companies which are leaders or potential leaders.



Investors seeking wealth creation at relatively lower volatility.



Investors who are willing to take exposure to Indian companies with well-established business models and relatively stable margins.



Investors having an investment horizon of over 3 years.

## SCHEME DETAILS

<p><b>Date of Inception</b> 24-December-20</p>	<p><b>Exit Load:</b> · 1% if redeemed or switched out on or before completion of 3 months from the date of allotment of units · Nil, if redeemed or switched out after completion of 3 months from the date of allotment of units.</p>	<p><b>Mr. Alok Ranjan</b> (Since 04-Nov-24) Total Experience: 15 years</p>	<p><b>Minimum Application Amount:</b> Rs. 5,000/- and in multiples of Re. 1/- thereafter</p>
<p><b>AUM</b> ₹376.92 Crore As on 30th November 2024.</p>		<p><b>Mr Rohan Korde</b> (Since 29-Apr-22) Total Experience: 19 years</p>	

<p>This product is suitable for investors who are seeking*:</p> <ul style="list-style-type: none"> <li>▶ Capital appreciation over long term</li> <li>▶ Investment in equity and equity related instruments of large cap companies</li> </ul> <p>*Investors should consult their financial advisers if in doubt about whether the product is suitable for them.</p>	<p style="text-align: center;">Scheme Riskometer</p> <p style="text-align: center;">The risk of the Scheme is at Very High</p>	<p style="text-align: center;">Benchmark Riskometer</p> <p style="text-align: center;">As per AMFI Tier I Benchmark i.e. "Nifty 100 TRI"</p> <p style="text-align: center;">The risk of the Benchmark is at Very High</p>
---	--	---

**Disclaimer :** All figures and data given in the document are dated unless stated otherwise. In the preparation of the material contained in this product note, the ITI Asset Management Limited ("AMC") has used information that is publicly available, including information developed in-house. However, the AMC does not warrant the accuracy, reasonableness and/ or completeness of any information. The information provided is not intended to be used by investors as the sole basis for investment decisions, who must make their own investment decisions, based on their own investment objectives, financial positions and needs of specific investor. Investors are advised to consult their own legal tax and financial advisors to determine possible tax, legal and other financial implication or consequence of subscribing to the units of ITI Mutual Fund. The information contained herein should not be construed as a forecast or promise nor should it be considered as an investment advice. The AMC (including its affiliates), the Mutual Fund, the trust and any of its officers, directors, personnel and employees, shall not liable for any loss, damage of any nature, including but not limited to direct, indirect, punitive, special, exemplary, consequential, as also any loss of profit in any way arising from the use of this material in any manner. The data is used to explain the concept and is for understanding purpose only and should not used for development or implementation of an invest ent strategy. Investments in mutual funds should not be construed as guarantee of any minimum returns. This product note has been prepared on the basis of internal data, publicly available information and other sources believed to be reliable. The information contained in this product note is for general purposes only and not a complete disclosure of every material fact. The stocks/sectors mentioned in the information are used to explain the concept and is for understanding purpose only and should not be used for development or implementation of an investment strategy. It should not be construed as investment advice to any party. The product note does not warrant the completeness or accuracy of the information and disclaims all liabilities, losses and damages arising out of the use of this note. The statements made herein may include statements of future expectations and other forward-looking statements that are based on our current views and scenarios and involve known and unknown risks and uncertainties that could cause actual results, performance or events to differ materially from those expressed or implied in such statements. Readers shall be fully responsible/liable for any decision taken on the basis of this information. The stocks/sectors mentioned in the product note may or may not be part of our portfolio/strategy/ schemes. **Past performance may or may not be sustained in future and is not a guarantee of any future returns and should not be used as a basis of comparison with other investments.**

Distributed by:

**Mutual Fund investments are subject to market risks, read all scheme related documents carefully.**